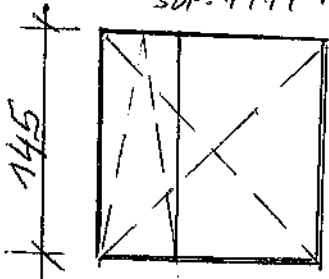


# WYKAZ STOLARKI

## PARTER

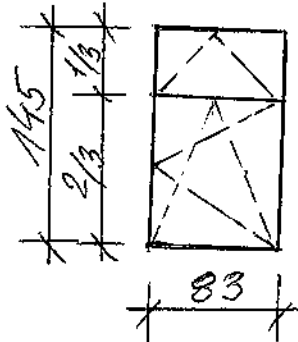
01"  
szt. 1+1+1



1/3	2/3	
145		szt. 1
150		szt. 1
140		szt. 1

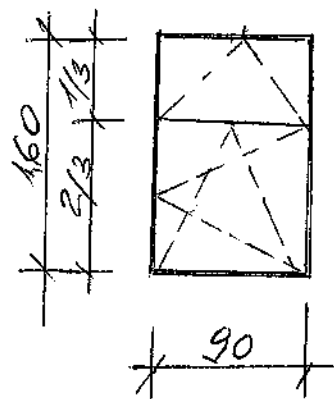
02"

szt. 3



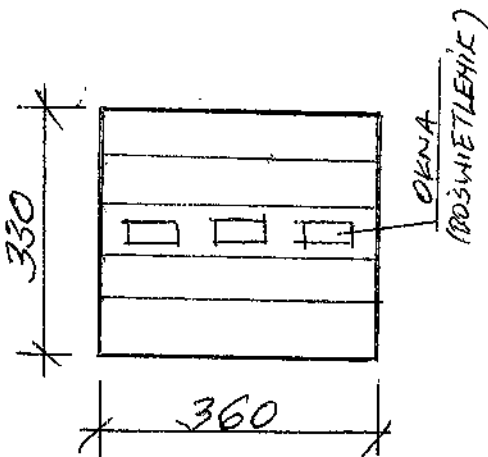
03"

szt. 1



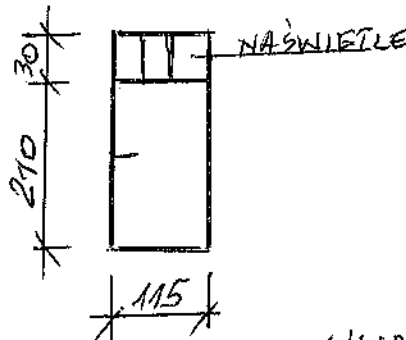
## WROTA - BRAMY

szt. 3



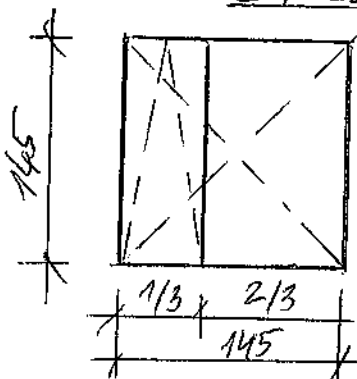
## DRZYKI ALUMINOWE

szt. 1

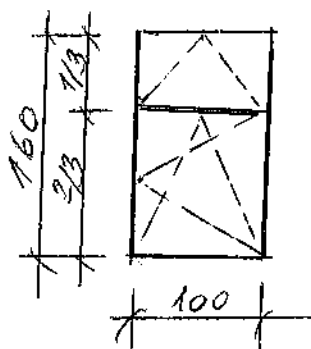


## PIĘTRO

04 - szt. 10



05 - 1 szt.



### UWAGA:

1. W PARTERZE SZYBY P-4
2. PODANE WYMİARY PRZED WPRODUKOWANIEM OKIEN NALEŻY SPRAWDZIĆ NA BUDOWIE